

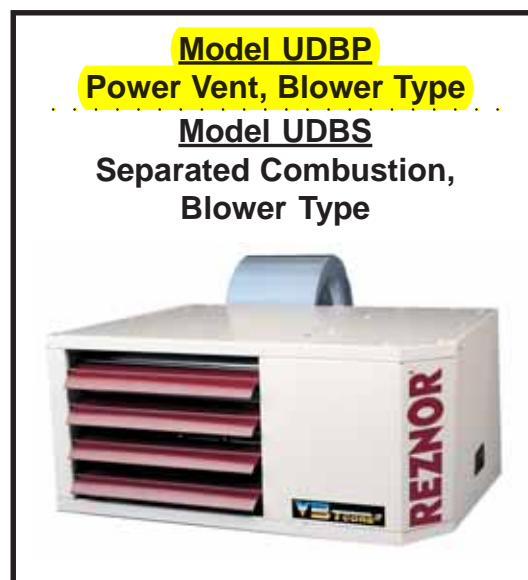
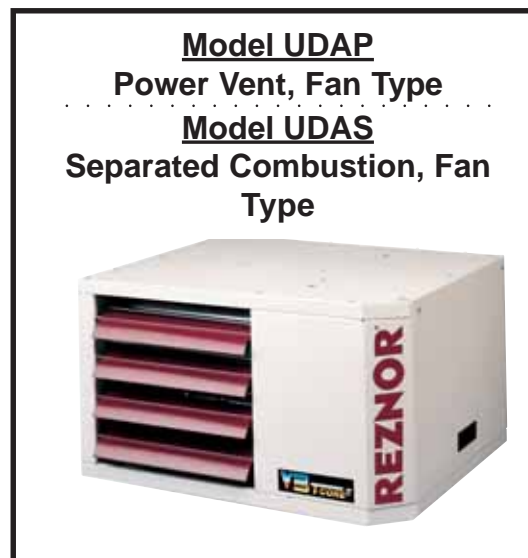


IMPORTANT

1. Always include complete heater model and serial number so that any specification change can be considered for parts replacement. It can save time and expense.
2. Specifications are subject to change without notice.
3. We reserve the right to substitute functional replacements
4. Order by P/N; not Heater Option Designation.

**Replacement Parts for
V3® Series Model UDAP,
UDAS, UDBP, and
UDBS Unit Heaters**

Index of Parts by Page No.	Model			
	UDAP	UDAS	UDBP	UDBS
Belt	--	--	10	10
Blower and Components	--	--	12	12
Bracket for Mounting Thermostat (Same as Option CM3)	19	19	19	19
Burner	14	14	14	14
Cabinet Parts	11	11	11-12	11-12
Capacitor, Fan or Blower Motor	5-6	5-6	8	8
Capacitor, Venter Motor	13	13	13	13
Ceiling Suspension Kit (same as Option CK22)	20	20	--	--
Concentric Adapter Box for Separated Combustion	--	15	--	15
Contactora	--	--	8	8
DDC Controller	7	7	7	7
Downturn Outlet Nozzles (same as Options CD 2, 3, 4, 5)	17	17	17	17
Drive	--	--	10	10
Duct Flange (same as Option CD9)	--	--	18	18
Electrical Components	4-7	4-7	4-9	4-9
Fan Blade	11	11	--	--
Fan Guard	11	11	--	--
Flame Sensor	4-6	4-6	4-6	4-6
Flue Wrapper	13	13	13	13
Fuse	6	6	6	6
Gas Conversion Kits	14	14	14	14
Guards - Belt Guard/Blower Inlet Guard (same as Option CD10 or CD12)	--	--	18	18
Hanger Kits (same as Options CK 8, 10)	20	20	20	20
Heat Exchanger	14	14	14	14
Ignition Control Board (Circuit Board)	4-6	4-6	4-6	4-6
Ignitor	4-6	4-6	4-6	4-6
Isolator for Fan Guard	11	11	11	11
Limit Control, High Temperature	4-6	4-6	4-6	4-6
Louvers, Horizontal	11	11	11	11
Louvers, Vertical (same as Option CD1)	17	17	17	17
Motor, Fan on UDAP/UDAS or Blower on UDBP/UDBS	4-6	4-6	8-9	8-9
Motor, Venter	13	13	13	13
Multiple Heater Control (same as Options CL 31, 32)	19	19	19	19
Orifice	14	14	14	14
Paint (spray touchup)	11	11	11	11
Rating Plate	2	2	2	2
Serial Number	2-3	2-3	2-3	2-3
Spring for Louvers	11	11	11	11
Switch, Disconnect	--	4	--	4
Switch, Door	--	4	--	4
Switch, Flame Rollout	4-6	4-6	--	--
Switch, Pressure (0-6000ft Elevation)	4-6	4-6	4-6	4-6
Switch, Pressure (over 6000ft Elevation)	16	16	16	16
Terminal Board	4-6	4-6	4-6	4-6
Thermostats and Accessories	19	19	19	19
Transformer (control)	4-6	4-6	4-6	4-6
Transformer (stepdown)	7	7	6, 7	6, 7
Valve (electric)	4-6	4-6	4-6	4-6
Valve (manual)	20	20	20	20
Vent Cap (same as Option CC1)	16	--	16	--
Vent/Combustion Air Kits (same as Options CC2, CC6, and CC14)	--	15	--	15
Venter Parts	13	13	13	13

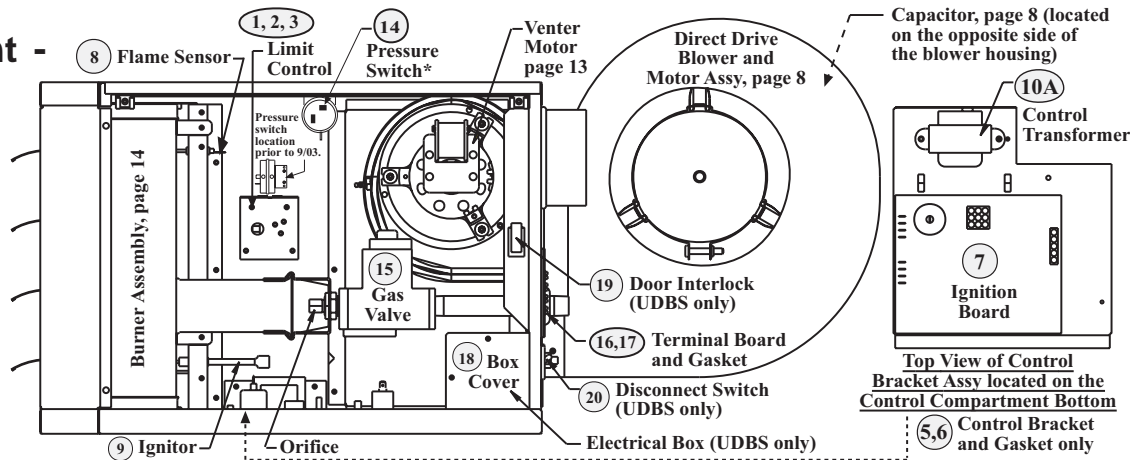


Warranty - Models UDAP, UDAS, UDBP, and UDBS

- One-year limited warranty on the heater.
- Nine-year extended limited warranty on the heat exchanger, burner, and flue collection box assembly.
- Four-year extended limited warranty on all electrical and mechanical operating components (with the exception of blower belts).

Contact your distributor for details.

Control Compartment - Models UDBP and UDBS Sizes 30-125



Code	Description	Model	30	45	60	75	100	125	150	175	200	225	250	300	350	400
1A	High Temperature Limit Control, Auto Reset (NOTE: Color listed is the color of the identifying dot on the limit control label. "No" indicates no colored dot on the label.)	UDAP/UDAS	96512, 220°F, Blue		45602, 180°F, No			85449, 200°F, Yellow	45602, 180°F, No	82091, 160°F, Red	45602, 180°F, No	82091, 160°F, Red	45602, 180°F, No	85449, 200°F, Yellow	45602, 180°F, No	
		UDBP/UDBS	201961, 275°F, Green	96512, 220°F, Blue	85449, 200°F, Yellow		96512, 220°F, Blue	201961, 275°F, Green	45602, 180°F, No	202048, 240°F, Silver		45602, 180°F, No		201962, 250°F, Orange	202048, 240°F, Silver	85449, 200°F, Yellow
1B	High Temperature Limit Control, Auto Reset - UDAP w/Opt AL2B	UDAP-45LN (low noise)	N/A	85449, 200°F, Yellow	N/A											
2	Limit Control Plate	All	170025													
3	Limit Control Bracket	UDAP/UDAS	170026													
		UDBP/UDBS	201771												202701	
4	Flame Rollout Switch, Manual Reset	UDAP/UDAS	197033, 210°F / -31°F, Violet Dot	196949, 225°F / -31°F, Red Dot		196950, 250°F / -31°F, Yellow Dot		--	--	--	--	--	--	--	--	--
5	Control Mounting Bracket	UDAP/UDAS	195551												195294	
		UDBP	195551												202736	
		UDBS	195551												195294	
6	Control Mounting Bracket Gasket	All	195664													
7	Circuit Board (DSI Ignition Ctrl)	All	195265, UTC 1097-210, Serial No. Code 79													
7A	Fuse for Circuit Board	All	P/N 201685 or replace with a field-supplied Type ATC or ATO 3 amp fuse, Color Code Violet.													
8	Flame Sensor	All	195292													
9	Ignitor (Electrode Assy)	All	175272													
10A	Transformer	UDAP/UDAS	175265, 25VA													
		All*	194808, 40 VA (*40VA transformer only applies to UDAP and UDAS when equipped with multiple heater control Option CL31)													
		UDBP/UDBS	194536, 40 VA												194536, 40 VA	
10B**	Xformer w/ Opts D10/14 DDC Cntrls	UDAP/UDAS	N/A												175265, 25VA and 194808, 40VA	
		UDBP/UDBS	N/A												(2) 194536, 40 VA	
11	Stepdown Transformer	UDAP/UDAS	11100, 1/2 KVA												202056, 575/120	
		UDBP/UDBS	11100, 1/2 KVA												202056, 575/120	
12A	Fan Motor	UDAP/UDAS	196240	196241	196242	196243	196244	196245	196246	196247						
		All	203310			203724		196824		196825 (Must be Fasco Rev D)						
		All	196826			195302		195303								
12B	Fan Mtr 115V w/Opt AL2B	UDAP45-LN	N/A	203030	N/A											
13	Fan Motor Capacitor	115V, 208V, 230V	--	--	--	--	--	--	--	--	--	--	--	195643, 7.5MFD, 400 VAC		
		115V w/AL14	--	--	--	--	195642, 5MFD	--	--	--	--	--	--	217031, 15MFD, 370 VAC		
14	Pressure Switch, 0 to 6000 ft (Above 6000 ft, see kits on page 16.) NOTE: Color listed is the identifying color of the pressure switch label.	UDAP	197030, -40" w.c., Green		196388, -50" w.c., Orange		197030, -40" w.c., Green		201158, -1.10" w.c., Blue		201159, -1.40" w.c., Red					
		UDAP-CV***	197028, -.65" w.c., Yellow	196388, -.50" w.c., Orange	197029, -.60" w.c., Light Blue		196362, -.55" w.c., White	--	--	--	--	--	--	--	--	--
		UDAS	197028, .65" w.c., Yellow				196362, .55" w.c., White	197032, .45" w.c., Pink	197030, .40" w.c., Green		201158, 1.10" w.c., Blue		201159, 1.40" w.c., Red			
		UDBP	197030, -40" w.c., Green		196388, -50" w.c., Orange		197030, -40" w.c., Green		197030, -40" w.c., Green		201158, -1.10" w.c., Blue		201159, -1.40" w.c., Red		201158, -1.10" w.c., Blue	
		UDBS	197030, .40" w.c., Green	196388, .50" w.c., Orange	197029, .60" Lt Blue	196388, .50" w.c., Orange	197030, .40" w.c., Green	197032, .45" w.c., Pink	197030, .40" w.c., Green		201158, 1.10" w.c., Blue		201159, 1.40" w.c., Red		201158, 1.10" w.c., Blue	
15	Gas Valve	Natural, 1-Stage	196980, 1/2x1/2, MH VR8205K8905 (replaces 196848, Sizes 30-75)													
		Propane, 1-Stage	196982, 1/2x1/2, MH VR8205K2965 (replaces 196850, Sizes 30-75)													
		Natural, 2-Stage	--	--	197066, 1/2x1/2, MH VR8205N2921 (replaces 196849, Sizes 60-75)				197067, 3/4x3/4, MH VR8305N4297				197065, 3/4x3/4, MH VR8305N4289			
		Propane, 2-Stage	--	--	197064, 1/2x1/2, MH VR8205N2913 (replaces 196851, Sizes 60-75)				197065, 3/4x3/4, MH VR8305N4289							
16	Terminal Board (24V), 4 pole	All	196813													
17	Terminal Board Gasket	All	196327													
18	Electrical Box Cover	UDAS and UDBS only	201945													
19	Door Switch	All	217262, Carling #TA22B-TLB-B													
20	Disconnect Switch	All	101902 (replaced 201946)						101902 (replaced 202054)							
21	Wiring Harness with 9 pin Terminal	UDAP/UDAS	197148		197199		197149		201417		201418		201419			
		UDBP/UDBS	203523		203524		203525		203526		203527		203528			
22	Wiring Harness w/5 pin Terminal	All	195653													

** For location, see page 7.

***Model UDAP-CV is a Model UDAP with factory-installed Common Vent Option AV6

Electrical Components - See locations on pages 4 and 5.

CODE 1 - High Temperature Limit Control, Auto Reset

P/N 45602, 180°F, No Dot
 P/N 85449, 200°F, Yellow Dot
 P/N 96512, 220°F, Blue Dot
 P/N 202048, 240°F, Silver Dot
 P/N 201962, 250°F, Orange Dot
 P/N 201961, 275°F, Green Dot




Bracket, P/N 170026
 Plate, P/N 170025

CODE 4 - Flame Rollout Switch, Manual Reset



UDAP/UDAS 30, P/N 197033, 210°F, Violet Dot
 UDAP/UDAS 45, 60, 75, P/N 196949, 225°F, Red Dot
 UDAP/UDAS 100, 125, P/N 196950, 250°F, Yellow Dot

CODE 7 - Circuit Board (DSI Ignition Control), P/N 195265, UTC 1097-210



To replace fuse, use P/N 201685 or a field supplied Type ATC or ATO 3 amp fuse, Color Code Violet.

CODE 8 - Flame Sensor, P/N 195292



CODE 9 - Ignitor (Electrode Assembly), P/N 175272



CODE 10 - Transformer



115V-25VA, P/N 175265
 115V-40VA, P/N 194808
 208/230V-40VA, P/N 194536

CODE 11 - Stepdown Transformer

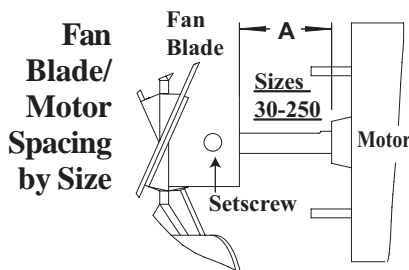


460V-120V, 1/2 KVA (500VA), P/N 11100
 575V-120V, P/N 202056
 (Stepdown transformer is not in the control compartment; it hangs on the outside of the heater cabinet.)

CODE 12 - Fan Motor



See motor application and P/N's on page 5.
 For fan blade P/N's, see page 11.



CODE 13 - Fan Motor Capacitor, P/N 195643, 7.5MFD, MB40075EB



UDAP/UDAS Size	30	45	UDAP45LN (w/AL2B)	60	75	100	125	150	175	200	225	250	300	350	400
Dimension A	inches	1 9/16	3/4	1-1/2	2-1/8	2-3/8	2-5/16	2-3/8	2-1/8	1-5/8	2	2	2	1-7/8	1-3/8
	mm	25	14	19	38	54	60	59	60	54	41	51	51	51	48
Setscrew torque	(in/lbs ±10)	80			120			130							

CODE 14 - Pressure Switch, H/W #IS2



See application and P/N's on page 5. For high altitude (above 6000 ft), see page 16.

CODE 15 - Gas Valve

See application by P/N, Type, and Size on page 5.



Single-Stage Gas Valve

P/N	Serial No. Code	Replacement for Serial No. Code
196980	Y2	X7
196981	Y3	
196982	Y4	X9
196983	Y5	



Two-Stage Gas Valve

P/N	Serial No. Code	Replacement for Serial No. Code
197066	Y8	X8
197067	Y9	
197064	Y6	Y1
197065	Y7	

CODE 16 - Terminal Board, 24V, 4 pole, P/N 196813



CODE 17 - Terminal Board Gasket for UDAS and UDBS, P/N 196327

CODE 19 - Interlock Door Switch, UDAS and UDBS, P/N 217262



CODE 20 - Disconnect Switch, UDAS and UDBS

